



ಬೃಹತ್ ಬೆಂಗಳೂರು ಮಹಾನಗರ ಪಾಲಿಕೆ
Bruhat Bengaluru Mahanagara Palike



BBMP COVID-19 WAR ROOM BULLETIN – 28.06.2021

BBMP / COVID-19 WAR ROOM / BULLETIN – 462/ 28.06.2021 / #BBMPfightsCOVID19



ABSTRACT OF COVID-19 CASES IN BENGALURU



	MALE	FEMALE	TRANSGENDER	MALE	FEMALE	TRANSGENDER	TOTAL	
	Last 24 Hours	Last 24 Hours	Last 24 Hours	Cumulative	Cumulative	Cumulative	Last 24 Hours	Cumulative
Positive Cases	331	232	0	7,24,323	4,87,539	131	563	12,11,993
Recovered Cases	950	638	0	6,77,366	4,56,500	97	1,588	11,33,963
Death Cases	12	6	0	9,887	5,709	4	18*	15,600
Total Tests Done	In Last 24 hrs : 50,144					Cumulative : 1,46,28,394		
ACTIVE CASES					62,430			

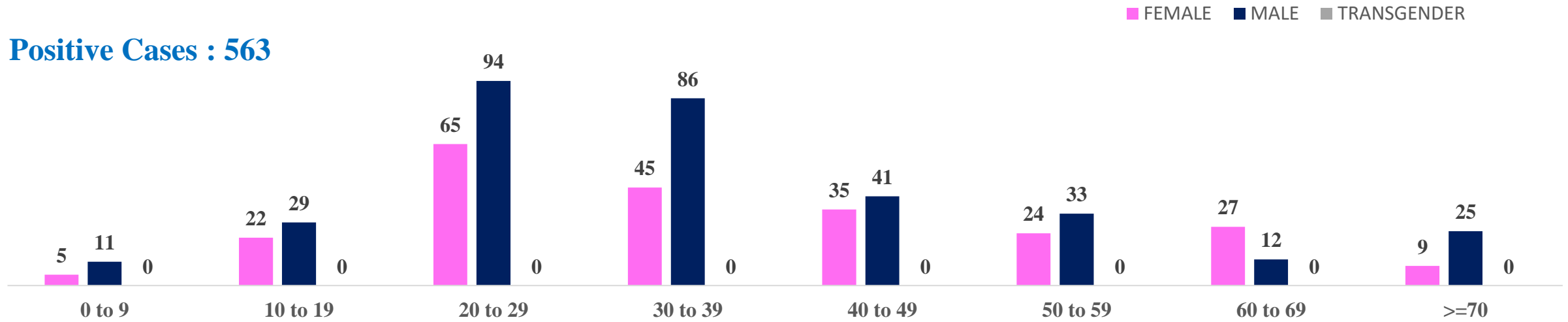
* Covid deaths occurred today : 07 | Covid deaths occurred beyond 24 hrs, reported today : 11



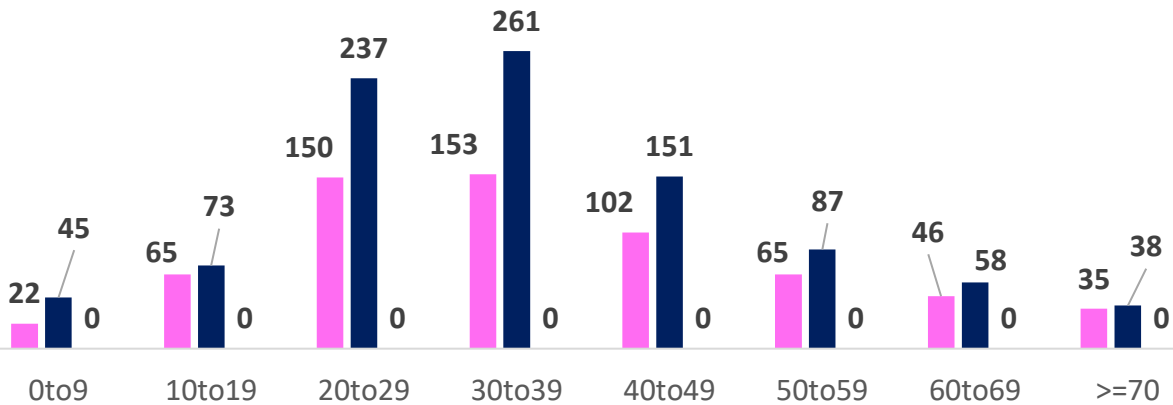
LAST 24 HOURS AGE GROUP AND GENDER WISE DISTRIBUTION



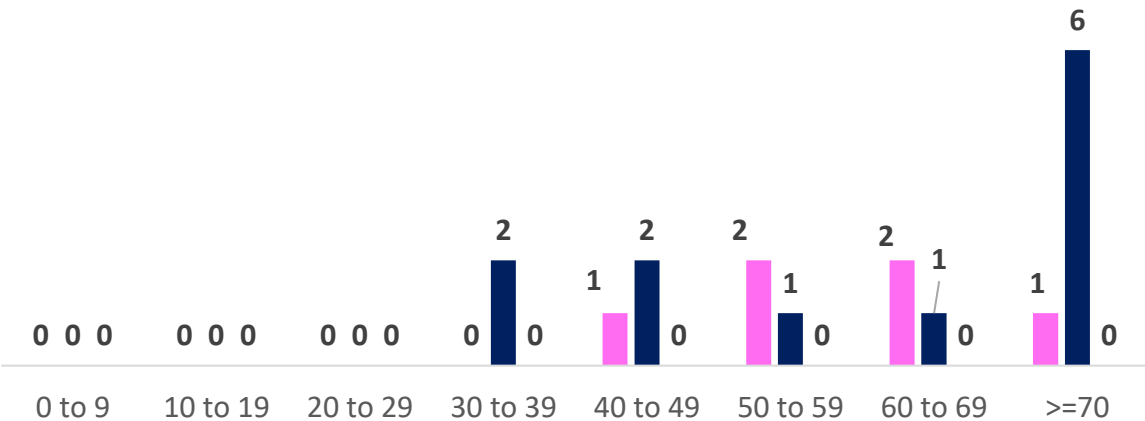
Positive Cases : 563



Recovered Cases : 1,588



Death Cases : 18





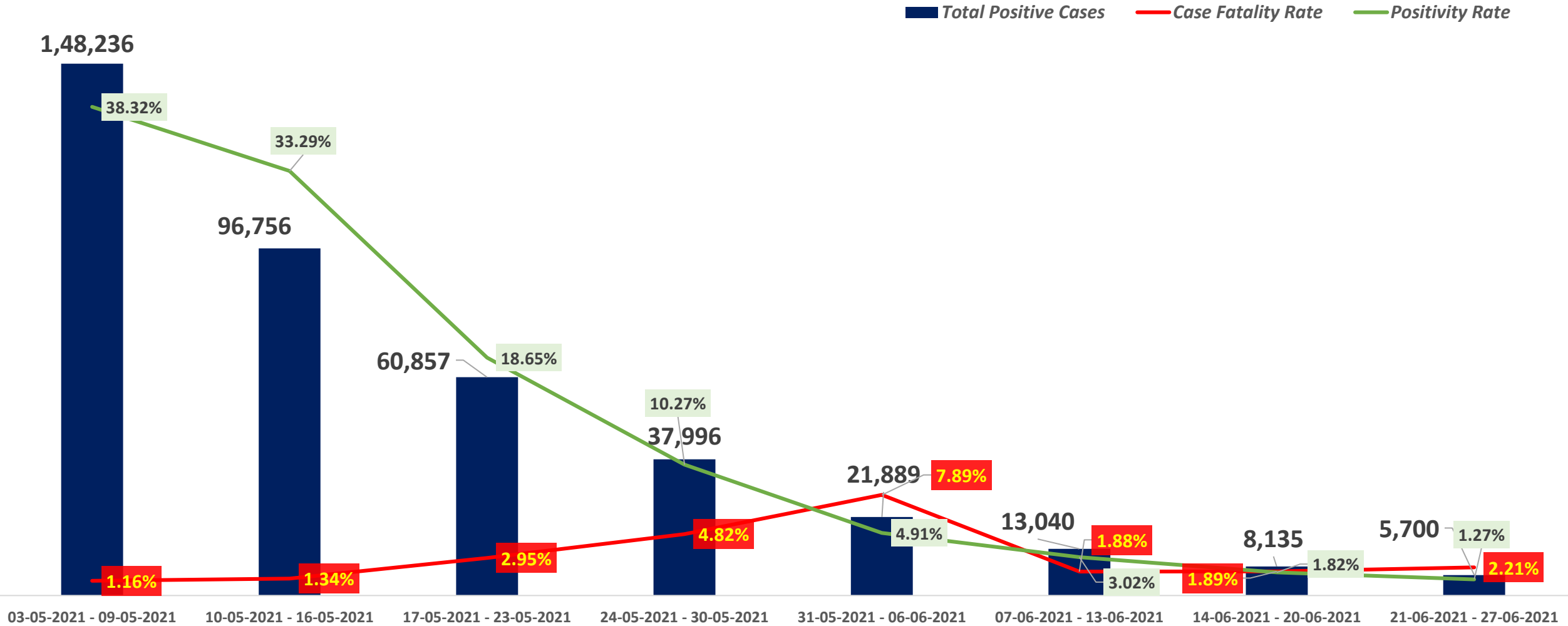
SNAPSHOT OF BENGALURU COVID-19 CASES IN LAST 8 WEEKS



	03/05/21 TO 09/05/21	10/05/21 TO 16/05/21	17/05/21 TO 23/05/21	24/05/21 TO 30/05/21	31/05/21 TO 06/06/21	07/06/21 TO 13/06/21	14/06/21 TO 20/06/21	21/06/21 TO 27/06/21
Total Positive Cases	1,48,236	96,756	60,857	37,996	21,889	13,040	8,135	5,700
Total Recovered Cases	88,984	83,537	1,96,580	1,16,968	58,559	35,396	22,713	13,456
Total Death Cases	1,718	1,292	1,793	1,833	1,728	245	154	126
Case Fatality Rate	1.16%	1.34%	2.95%	4.82%	7.89%	1.88%	1.89%	2.21%
Total Tests Conducted	3,86,836	2,90,658	3,26,344	3,70,054	4,45,720	4,32,106	4,48,208	4,47,351
Positivity Rate	38.32%	33.29%	18.65%	10.27%	4.91%	3.02%	1.82%	1.27%

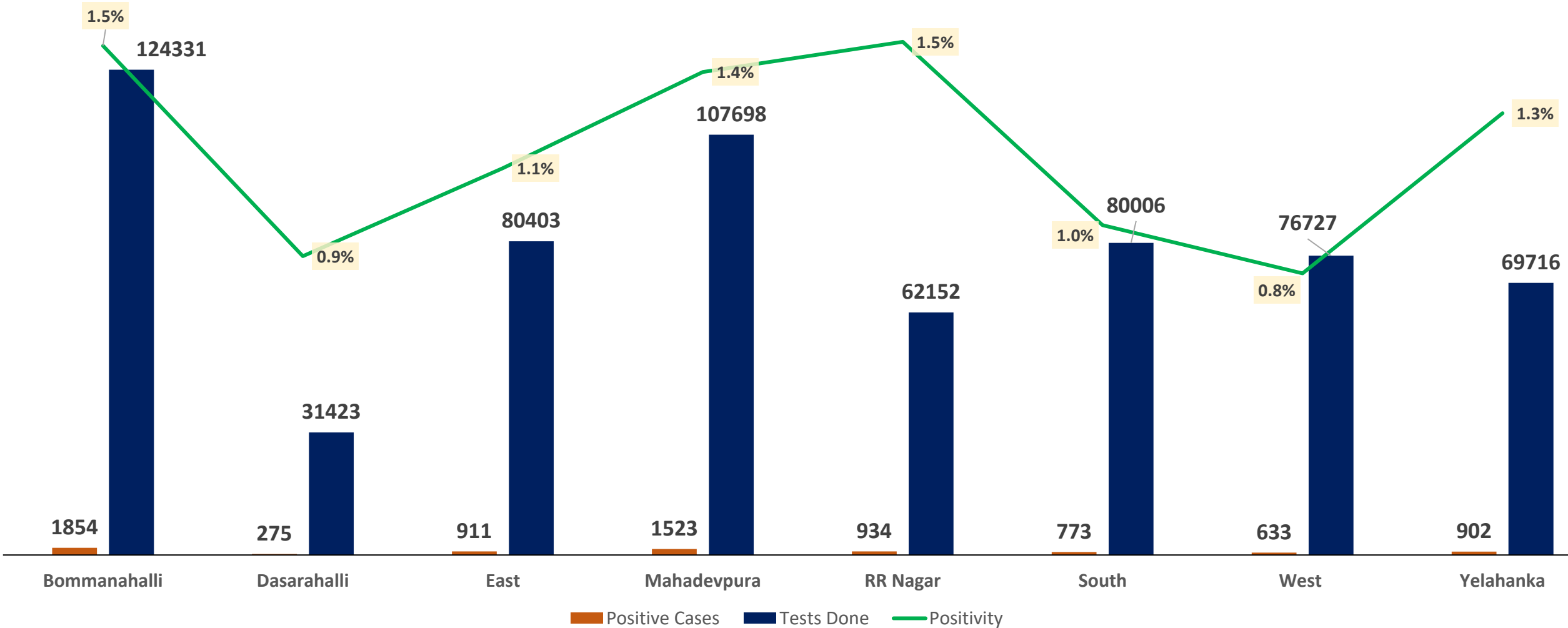


POSITIVITY AND MORTALITY RATE OF BENGALURU – LAST 8 WEEKS



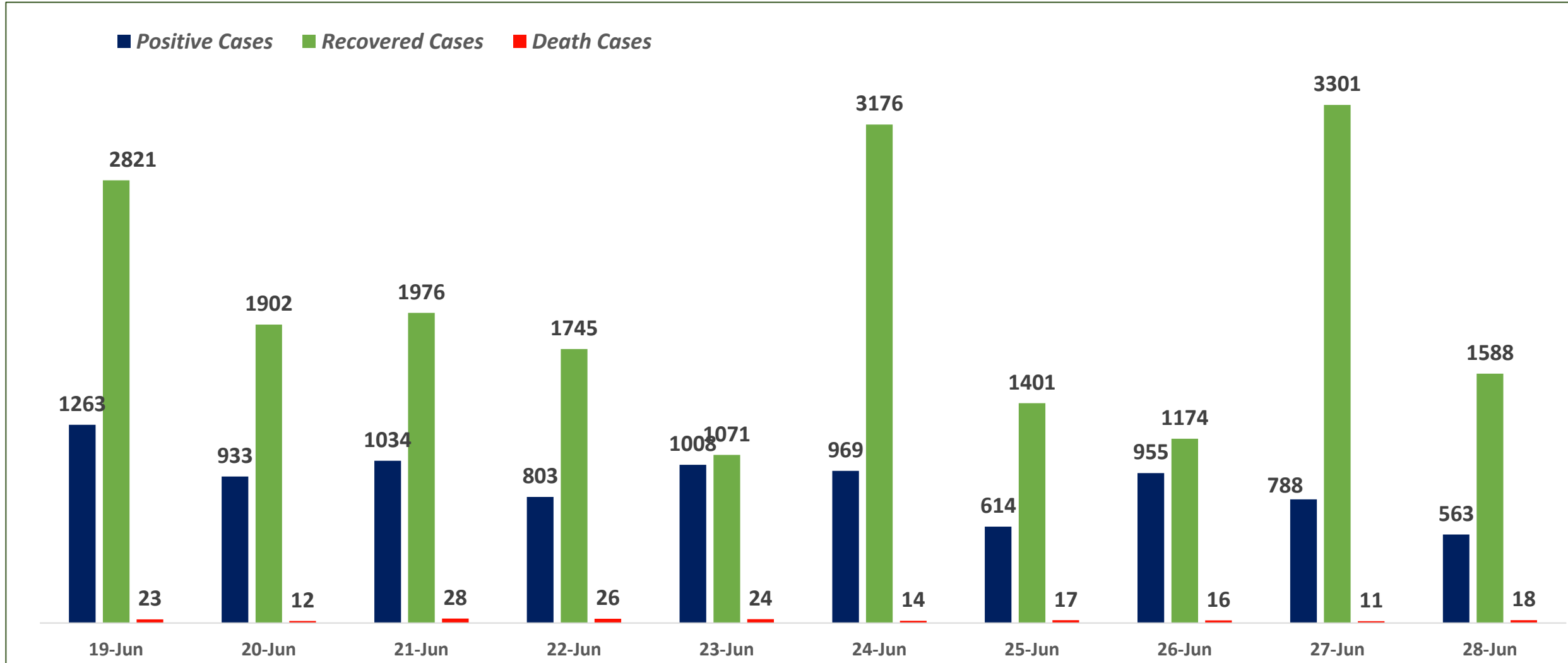


ZONE WISE POSITIVITY TREND IN LAST 10 DAYS





SNAPSHOT OF POSITIVE, RECOVERED AND DEATH CASES OVER LAST 10 DAYS ACROSS BBMP ZONES

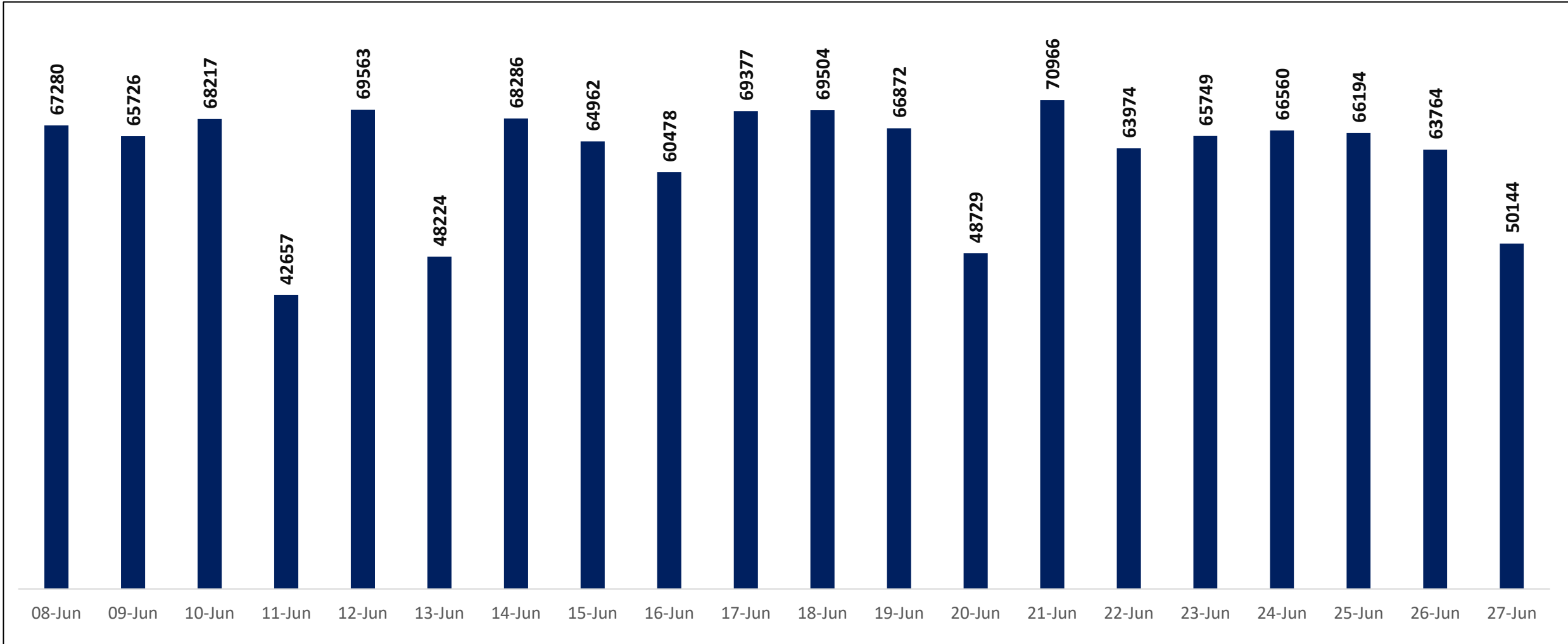




TESTING TRENDS IN BENGALURU

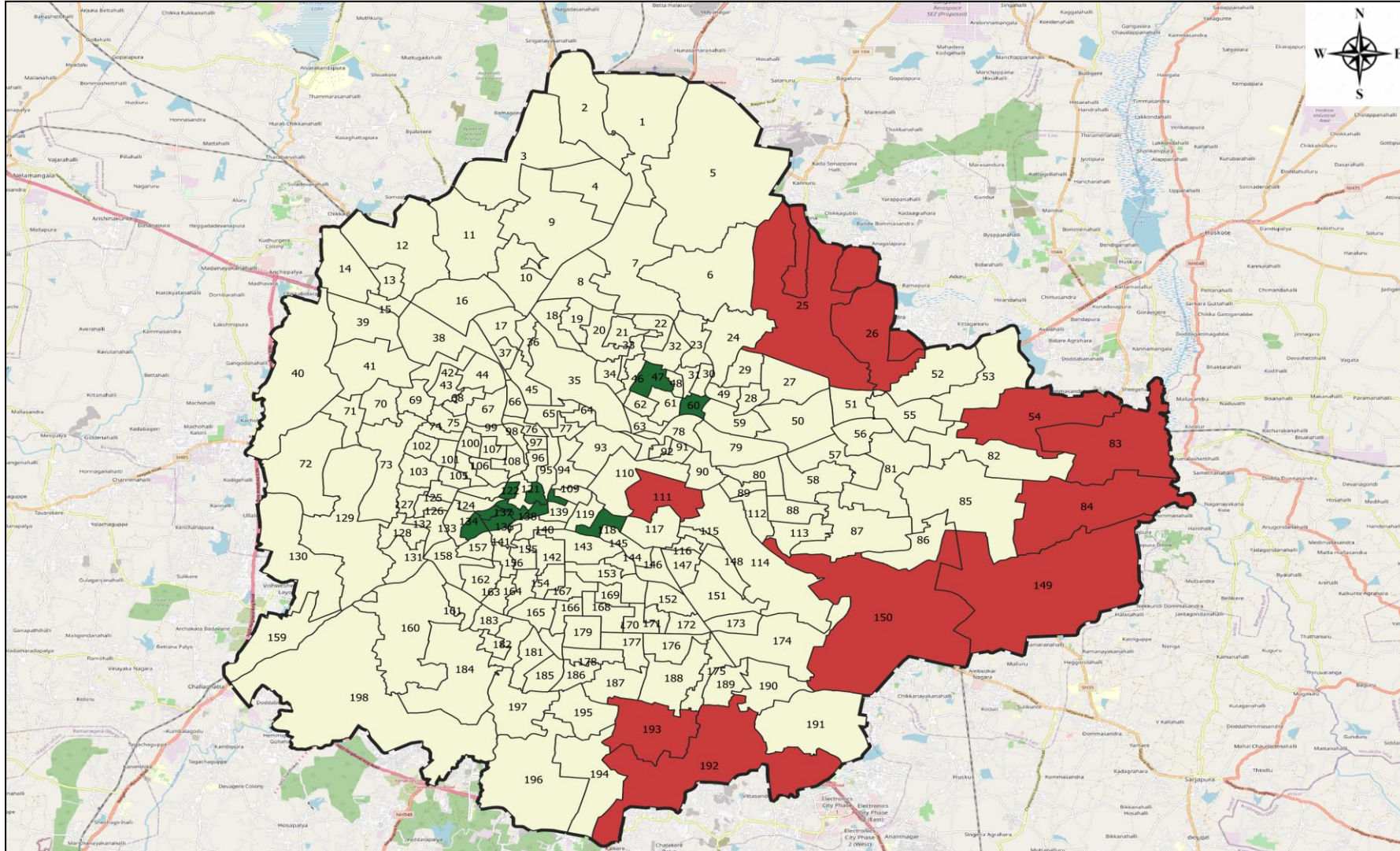


Total Test Conducted Till Date	Test Conducted Last 24 hours
1,46,28,394	50,144





BENGALURU URBAN MAP SHOWING TREND OF POSITIVE CASES IN LAST 10 DAYS



Top 10 wards reporting highest numbers of positive cases in last 10 days

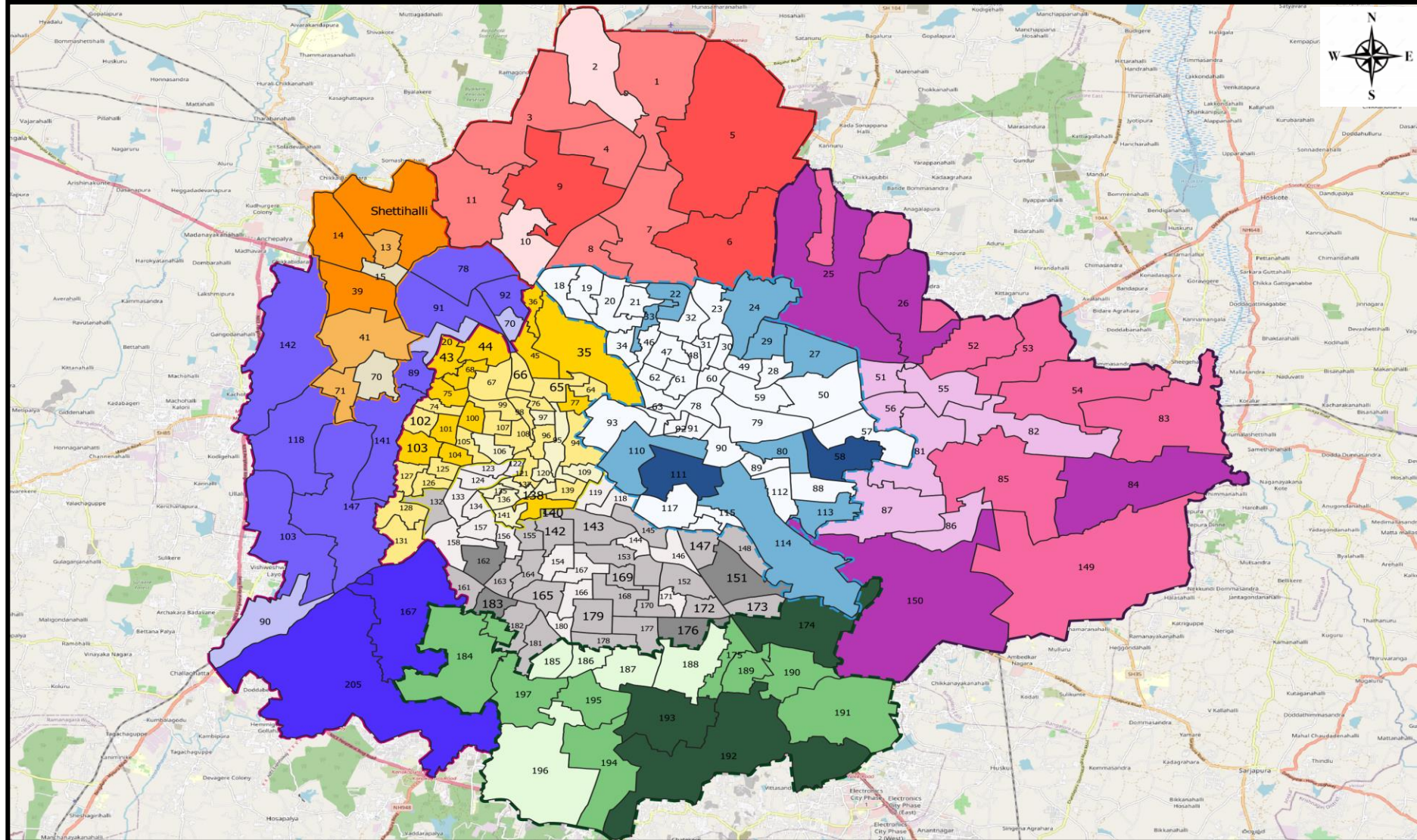
Ward No.	Ward Name
111	Shantala Nagar
150	Bellanduru
84	Hagadur
26	Ramamurthy Nagar
25	Horamavu
149	Varthuru
192	Begur
54	Hudi
83	Kadugodi
193	Arakere

Top 10 wards reporting least numbers of positive cases in last 10 days

Ward No.	Ward Name
136	Jagajivanram Nagar
60	Sagayarpura
118	Sudham Nagar
122	Kempapura Agrahara
135	Padarayanapura
137	Rayapura
134	Bapuji Nagar
138	Chalavadipalya
47	Devara Jeevanahalli
120	Cottonpete



BENGALURU MAP SHOWING TREND OF WARD WISE POSITIVE CASES IN LAST 10 DAYS



Number Of Cases Reported

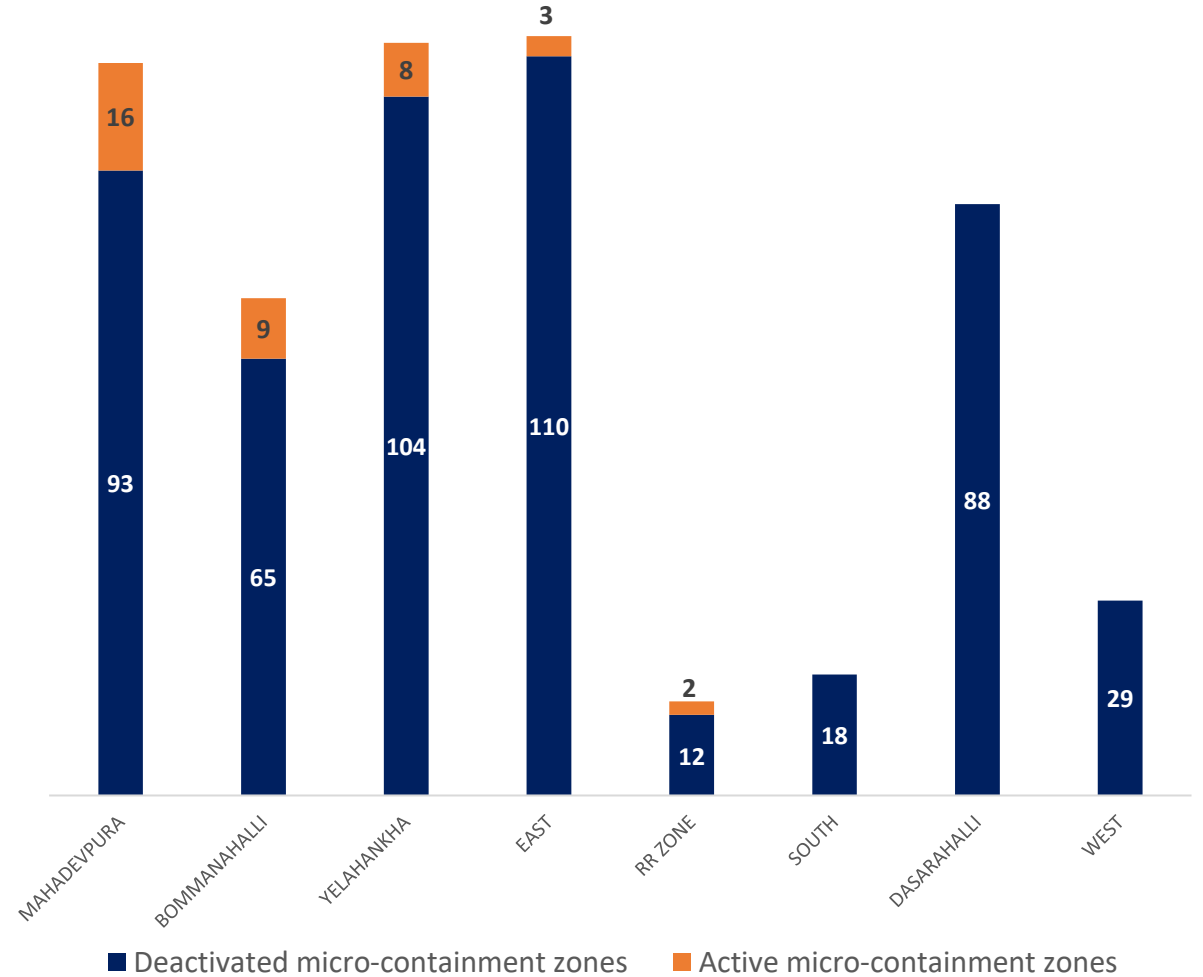
East		Dasarahalli	
0 - 30	30 - 60	0 - 20	20 - 40
60 - 210		40 - 90	
Bommanahalli		RR Nagara	
0 - 40	40 - 80	0 - 35	35 - 70
80 - 122		70 - 160	
Mahadevpura		West	
0 - 60	60 - 120	0 - 10	10 - 20
120 - 180		20 - 50	
Yelahanka		South	
0 - 35	35-70	0 - 15	15 - 30
70-100		30 - 120	



MICRO CONTAINMENT ZONES DETAILS



ZONE	Total Declared micro containmnet zones	Total deactivated micro-containment zones	Total active micro-containment zones
MAHADEVPURA	109	93	16
YELAHANKHA	74	65	9
BOMMANAHALLI	112	104	8
EAST	113	110	3
RR ZONE	14	12	2
DASARAHALLI	18	18	0
SOUTH	88	88	0
WEST	29	29	0
TOTAL	557	519	38



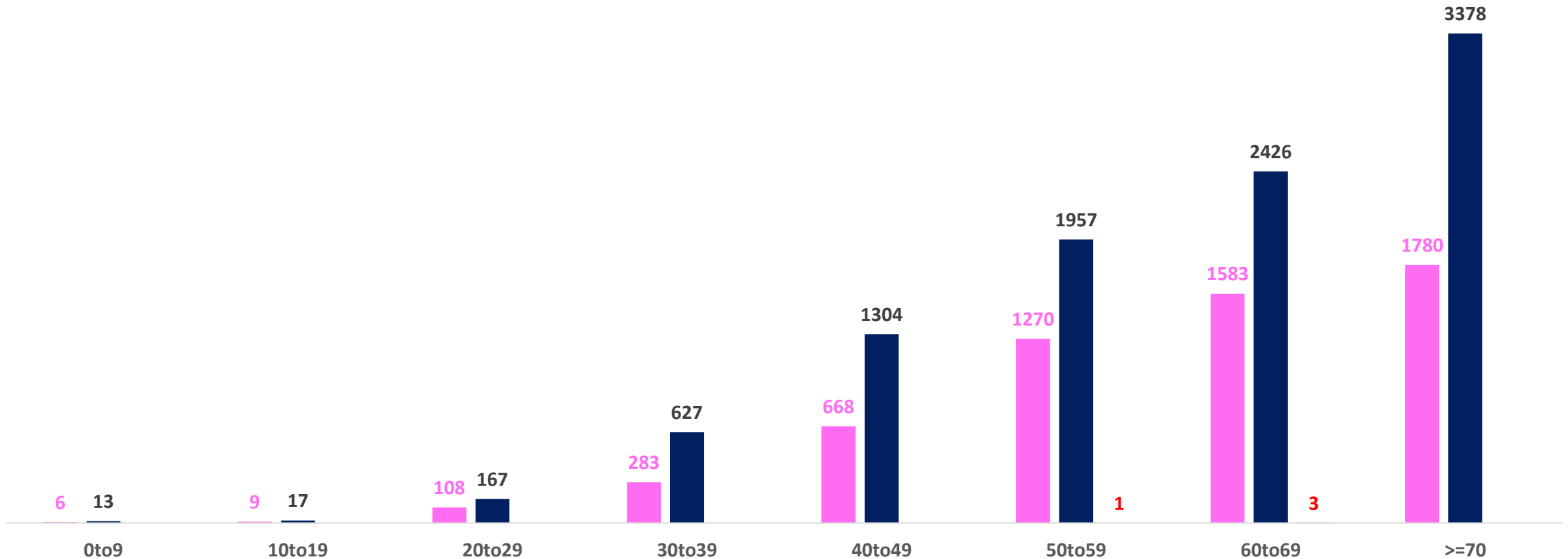


AGE AND GENDER WISE DISTRIBUTION OF DEATH CASES



Death Cases: 15,600

Female Male Transgender

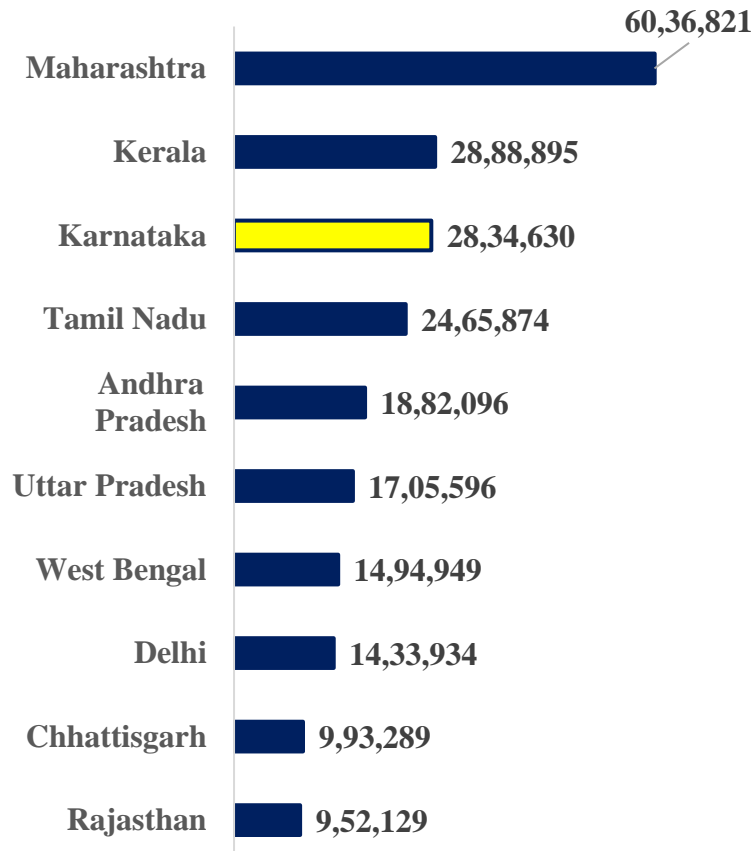




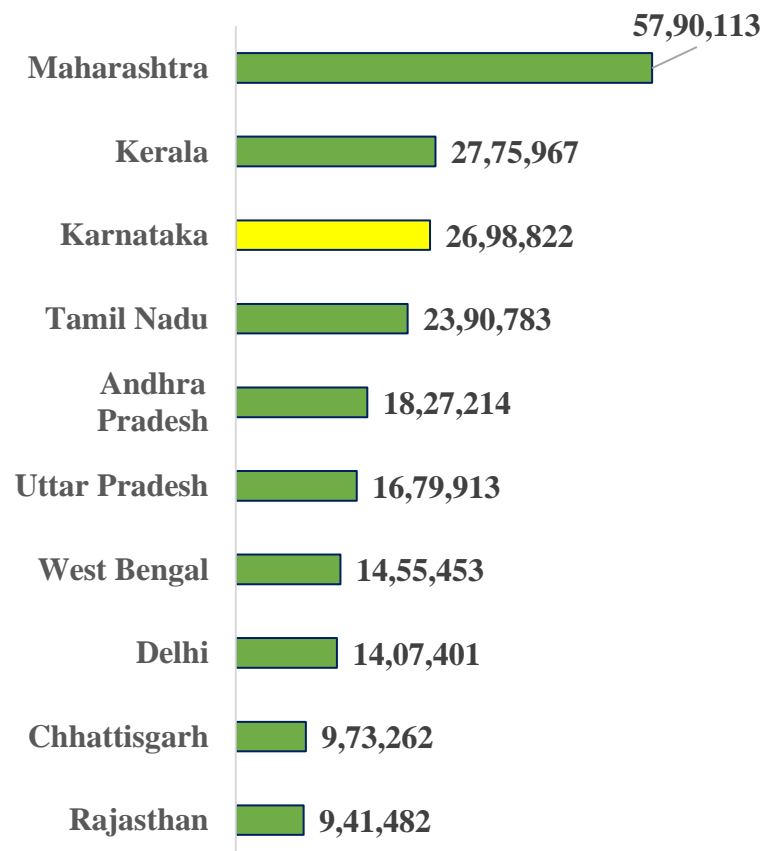
TOP 10 COVID19 AFFECTED INDIAN STATES



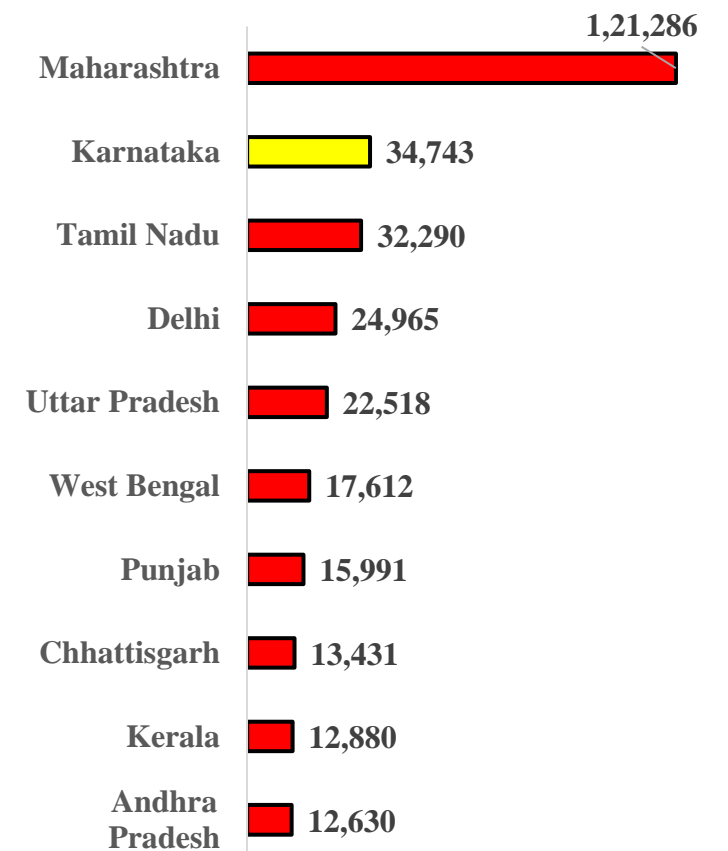
Total Positive Cases



Total Recovered Cases



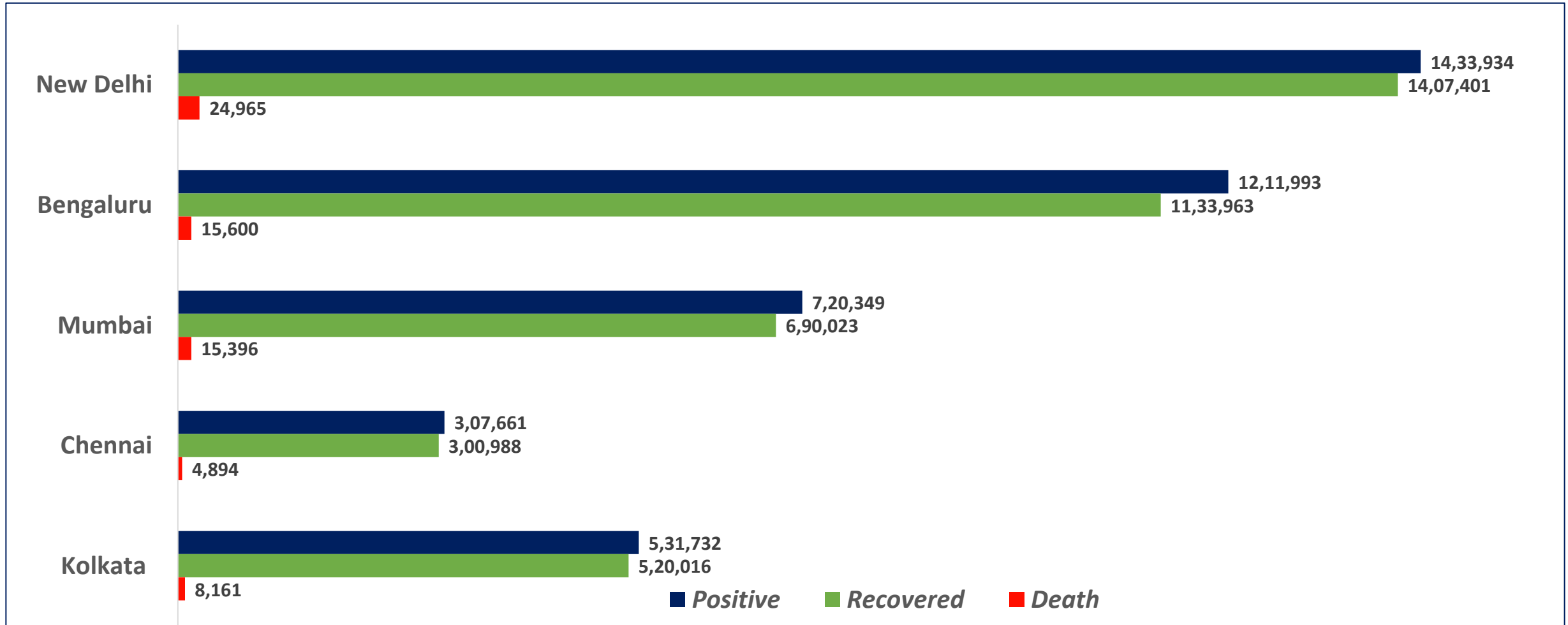
Total Death Cases



Source : <https://www.covid19india.org/> at 7:35 pm (28.06.2021)



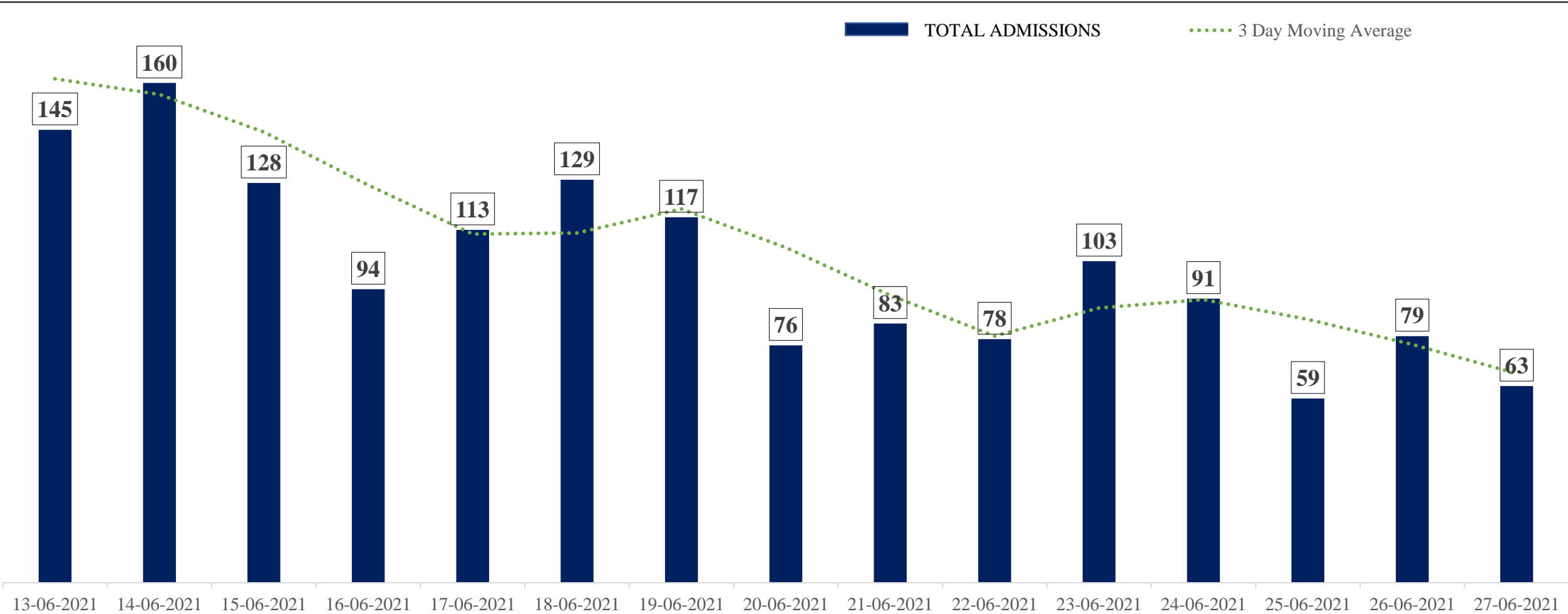
BENGALURU AND OTHER METROPOLITIAN CITIES



Source : <https://www.covid19india.org/> at 7:35 pm (28.06.2021)



HOSPITAL ADMISSIONS LAST 15 DAYS TREND



* Numbers as per Central Hospital Bed Management System (CHBMS)

* Only Fresh Admissions considered



CCC/TRIAGE CENTRE REPORT – 27.06.2021

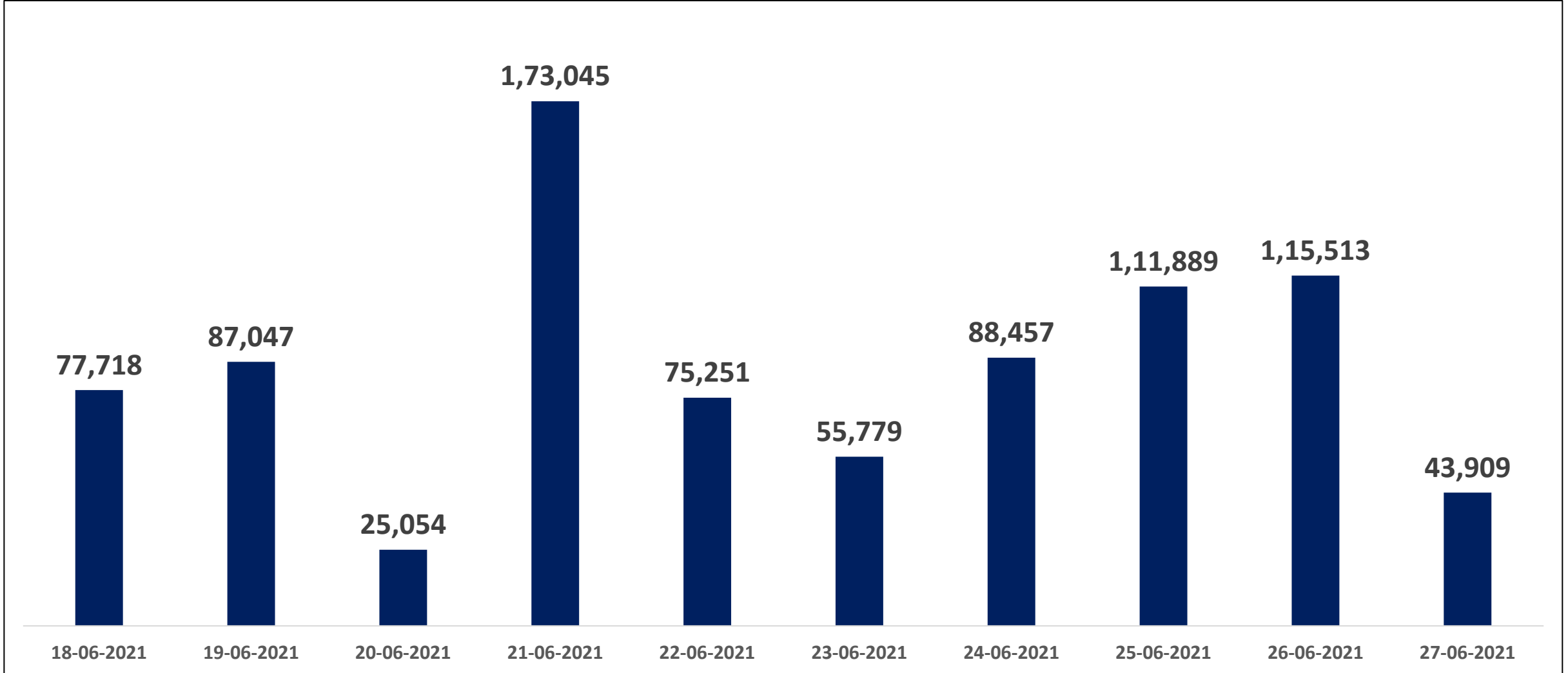


ZONE NAME	Total Triage Centres	Triage Details Breakup				Of Today's Triage, Patient Recommended for		
		Triaged till Previous Day	Today's Walk In Triage	Today's MTU Triage	Total Triaged Today	Home Isolation	CCC / MH	Hospital
BOMMANAHALLI	0	798	0	0	0	0	0	0
DASARAHALLI	2	897	1	0	1	0	1	0
EAST	2	448	5	0	5	2	0	3
MAHADEVAPURA	2	1154	6	0	6	0	5	1
RR NAGAR	3	2331	3	7	10	10	0	0
SOUTH	3	1927	2	0	2	2	0	0
WEST	2	667	1	0	1	0	0	1
YELAHANKA	3	1144	1	7	8	6	1	1
TOTAL	17	9366	19	14	33	20	7	6

* data as on 04:00 PM (27.06.2021)

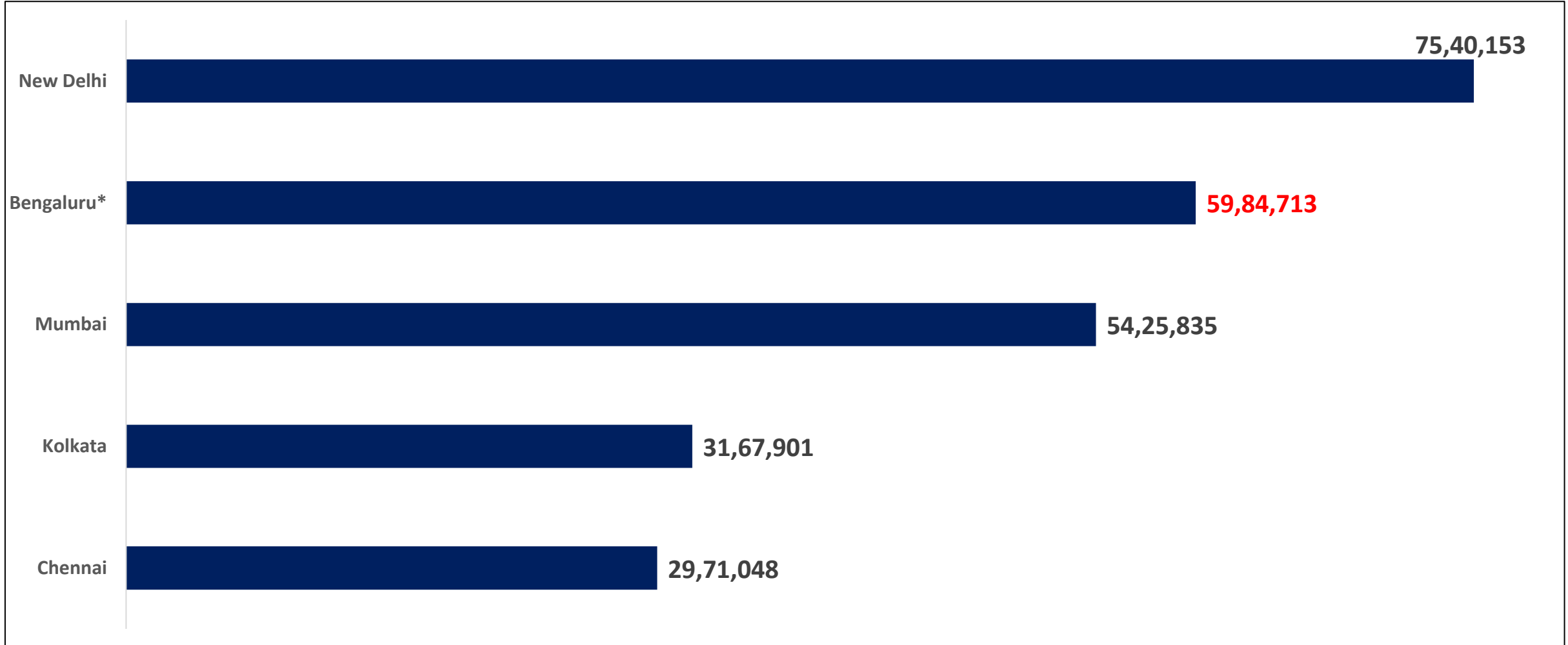


TOTAL VACCINE DOSES ADMINISTERED IN LAST 10 DAYS





VACCINE DOSES ADMINISTERED IN BENGALURU AND OTHER METROPOLITAN CITIES



Source : <https://www.covid19india.org/> at 7:35 pm (28.06.2021)

*includes BBMP & Bengaluru Urban



COVID BED STATUS AS ON 28.06.2021



SR. NO.	Facility Type	No. of Hospital	Total Allocated Beds for C+ Patients					Occupied Beds for C+ Patients					Net Available Beds for C+ Patients				
			Gen Beds	HDU	ICU Beds	ICU-V	Total	Gen Beds	HDU	ICU Beds	ICU-V	Total	Gen Beds	HDU	ICU Beds	ICU-V	Total
1	Government Medical Colleges	4	20	621	53	76	770	0	47	12	17	76	20	574	41	59	694
2	Government Hospitals	16	649	208	65	127	1,049	141	58	17	44	260	508	150	48	83	789
3	Private Medical Colleges	12	792	936	136	203	2,067	27	66	35	44	172	765	870	101	159	1,895
4	Private Hospitals	64	668	717	298	169	1,852	201	135	79	98	513	467	582	219	71	1,339
5	Covid Care Centre	17	250	814	-	-	1,064	150	160	-	-	310	100	654	-	-	754
Total Beds		113	2,379	3,296	552	575	6,802	519	466	143	203	1,331	1,860	2,830	409	372	5,471



SNAPSHOT OF COVID-19 CASES IN BENGALURU URBAN



**Total Wards With
>100 Cases* :
33**

**Tests Conducted
On 27.06.2021:
50,144**

**Recovery
Rate:
93.56%**

**Total
Active Cases :
62,430**

**Total Vaccinated on
27.06.2021:
43,909**

**Positivity
Rate* :
1.27%**

**Active
Rate:
5.15%**

**Case
Fatality Rate* :
2.21%**



*Total positive cases In the past 10 days

*CFR and positivity is for Past 7 days



ಬೃಹತ್ ಬೆಂಗಳೂರು ಮಹಾನಗರ ಪಾಲಿಕೆ
Bruhat Bengaluru Mahanagara Palike



Download BBMP Bulletin	https://apps.bbmpgov.in/covid19/mediabulletin.php
For BBMPCovid19 Bed Status:	https://apps.bbmpgov.in/covid19/en/Bedstatus.php
To register for vaccination :	https://selfregistration.cowin.gov.in/
BBMP COVID19 Dashboard:	https://apps.bbmpgov.in/covid19/
Follow us on:	 www.facebook.com/bbmp.comm1/
	 twitter.com/BBMPCOMM

Issued by:

**Honorable Chief Commissioner, BBMP
Special Commissioner Health & IT, BBMP
MD, Bengaluru Smart City Limited**

THANK YOU !

